

DDR4 Module Part Numbering System

The part numbering system is available at www.micron.com/numbering

DDR4 SDRAM modules

MT A 36 A SF 2G 72 P Z - 2G3 A 1 T

MT = Micron Technology
CC = Crucial & Components (Internal only)

Product Family
 A = DDR4 SDRAM

Number of Die

Voltage
 A = 1.2V

Module Options
 TF = FBGA w/out Temp Sensor
 TS = Dual-Die w/out Temp Sensor
 TQ = Quad-Die w/out Temp Sensor
 SF = FBGA w/Temp Sensor
 SS = Dual-Die w/Temp Sensor
 SQ = Quad-Die w/Temp Sensor
 SE = Octal-Die w/Temp Sensor
 DF = VLP w/Temp Sensor
 DS = VLP Dual-Die w/Temp Sensor
 DQ = VLP Quad-Die w/Temp Sensor
 LF = 4U height with temp sensor
 LS = 4U height Dual-Die with temp sensor
 LQ = 4U height Quad-Die with temp sensor
 LE = 4U height Octal-Die with temp sensor
 HF = 2U height with temp sensor
 HS = 2U height Dual-Die with temp sensor
 HQ = 2U height Quad-Die with temp sensor
 HE = 2U height Octal-Die with temp sensor
 SZF = FBGA w/Temp Sensor and Heat Spreader
 SZS = Dual-Die w/Temp Sensor and Heat Spreader
 SZQ = Quad-Die w/Temp Sensor and Heat Spreader
 SZE = Octal-Die w/Temp Sensor and Heat Spreader
 DZF = VLP w/Temp Sensor and Heat Spreader
 DZS = VLP Dual-Die w/Temp Sensor and Heat Spreader
 DZQ = VLP Quad-Die w/Temp Sensor and Heat Spreader

Module Configuration
 Depth, Width
 Blank = Megabits
 G = Gigabits

Final Pack Type - Optional - for CPG Distribution Parts Only

Mark	Shipment Packaging
R	Retail
T	Tray

Printed Circuit Board Revision

Die Revision (up to 2 characters)

DDR4 SDRAM Module Speed

Module Speed Grade	Component Speed Grade/Part Mark	Component Speed Bin	Clock Freq. (MHz)	Data Rate (MT/s)	Module Bandwidth	Module Configuration (CL-nRCD-nRP)
-2G1	-093E	DDR4-2133	1067	2133	PC4-2133	15-15-15
-2S1	-093H*	DDR4-2133	1067	2133	PC4-2133	18-15-15
-2G3	-083	DDR4-2400	1200	2400	PC4-2400	17-17-17
-2G4	-083E	DDR4-2400	1200	2400	PC4-2400	16-16-16
-2S3	-083H*	DDR4-2400	1200	2400	PC4-2400	20-18-18
-2S4	-083J*	DDR4-2400	1200	2400	PC4-2400	19-17-17
-2G6	-075	DDR4-2666	1333	2666	PC4-2666	19-19-19
-2S6	-075H*	DDR4-2666	1333	2666	PC4-2666	22-19-19
-2G7	-075E	DDR4-2666	1333	2666	PC4-2666	18-18-18
-2G9	-068	DDR4-2933	1467	2933	PC4-2933	21-21-21
-2S9	-068H*	DDR4-2933	1467	2933	PC4-2933	24-21-21
-3G2	-062E	DDR4-3200	1600	3200	PC4-3200	22-22-22
-3S2	-062H*	DDR4-3200	1600	3200	PC4-3200	26-22-22

SPD = serial presence-detect pin (module only)
 * Master Slave (MS)

Package Codes

Pb-Free Devices	Package Descriptions
Z	Commercial temp, Green; 1Rx8, 1Rx4, 2Rx4, 4Rx4, 8Rx4 RDIMM & LRDIMM
DZ	Commercial temp, Green; 2Rx8, 4Rx8, 8Rx8 RDIMM
IZ	Industrial temp, Green; 1Rx8, 1Rx4, 2Rx4, 4Rx4, 8Rx4 RDIMM & LRDIMM
BZ	Extended temp, Green; 1Rx8, 1Rx4, 2Rx4, 4Rx4, 8Rx4 RDIMM & LRDIMM
DBZ	Extended temp, Green; 2Rx8, 4Rx8, 8Rx8 RDIMM

Module Type

	TAB_COUNT	FORM_FACTOR	BUFFERED
A = 288-pin UDIMM (unbuffered)	288	UDIMM	FALSE
H = 260-pin SODIMM	260	SODIMM	FALSE
L = 288-pin LRDIMM	288	LRDIMM	TRUE
LS = 288-pin 3DS (M/S) LRDIMM	288	LRDIMM	TRUE
P = 288-pin RDIMM	288	RDIMM	TRUE
PS = 288-pin 3DS (M/S) RDIMM	288	RDIMM	TRUE
AK = 288-pin miniUDIMM (unbuffered)	288	MINIUDIMM	FALSE
PK = 288-pin miniRDIMM	288	MINIRDIMM	TRUE
N = 84-pin DDIMM	84	DDIMM	TRUE
X = 84-pin DDIMM (w/out registers)	84	DDIMM	FALSE

Rev. 6 Apr, 2022

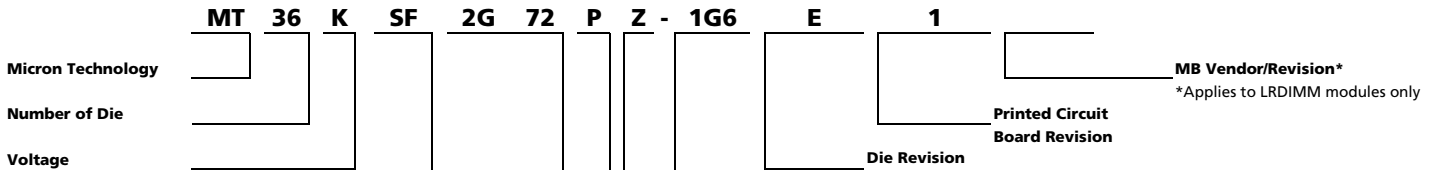
© 2022 Micron Technology, Inc.
 Micron and the Micron logo are trademarks of Micron Technology, Inc.
 Products and specifications are subject to change without notice. Dates are estimates only.



DDR3 Module Part Numbering System

The part numbering system is available at www.micron.com/numbering

DDR3 SDRAM modules



Micron Technology

Number of Die

Voltage

Module Options

Module Configuration

Module Type

Package Codes

JEDEC Component Speed Grade

Die Revision

MB Vendor/Revision*

*Applies to LRDIMM modules only

- TF = FBGA
- TS = DDP (dual die in package)
- SF = FBGA with temp sensor
- SS = DDP with temp sensor
- BF = VLP (17.9mm) with temp sensor
- BS = VLP (17.9mm) DDP with temp sensor
- DF = VLP (18.75mm) with temp sensor
- DS = VLP (18.75mm) DDP with temp sensor
- GF = 1.5U height FBGA with temp sensor
- GS = 1.5U height DDP with temp sensor
- HF = 2U height with temp sensor
- LF = 4U height with temp sensor
- SZF = FBGA with temp sensor and heat spreader
- SZS = DDP with temp sensor and heat spreader
- SZQ = QDP with temp sensor and heat spreader
- BZF = VLP (17.9mm) with temp sensor and heat spreader
- BZS = VLP (17.9mm) DDP with temp sensor and heat spreader
- DYS = VLP (18.75mm) DDP with temp sensor and alternate heat spreader
- DZF = VLP (18.75mm) with temp sensor and heat spreader
- DZS = VLP (18.75mm) DDP with temp sensor and heat spreader
- DZQ = VLP (18.75mm) QDP with temp sensor and heat spreader

DDR3 SDRAM Module Speed

Module Speed Grade	Component Speed Grade/ Part Mark	JEDEC Component Speed Grade	Clock Freq. (MHz)	Data Rate (MT/s)	Module Bandwidth	Module Configuration SPD (CL-nRCD-nRP)
-80B	-25	DDR3-800	400	800	PC3-6400	6-6-6
-80C	-25E	DDR3-800	400	800	PC3-6400	5-5-5
-1G0	-187	DDR3-1066	533	1066	PC3-8500	8-8-8
-1G1	-187E	DDR3-1066	533	1066	PC3-8500	7-7-7
-1G2	-187F	DDR3-1066	533	1066	PC3-8500	6-6-6
-1G3	-15	DDR3-1333	667	1333	PC3-10600	10-10-10
-1G4	-15E	DDR3-1333	667	1333	PC3-10600	9-9-9
-1G5	-15F	DDR3-1333	667	1333	PC3-10600	8-8-8
-1G6	-125	DDR3-1333	667	1333	PC3-10600	11-11-11
-1G7	-125E	DDR3-1600	800	1600	PC3-12800	10-10-10
-1G8	-125F	DDR3-1600	800	1600	PC3-12800	9-9-9
-1G9	-107	DDR3-1866	933	1866	PC3-14900	13-13-13
-1GB	-107E	DDR3-1866	933	1866	PC3-14900	12-12-12
-1GC	-107F	DDR3-1866	933	1866	PC3-14900	11-11-11
-2G1	-093	DDR3-2133	1067	2133	PC3-17000	14-14-14
-2G2	-093E	DDR3-2133	1067	2133	PC3-17000	13-13-13
-2G3	-093F	DDR3-2133	1067	2133	PC3-17000	12-12-12

** -1GA = -1333 SPD with -125 tested DRAM
SPD = serial presence-detect pin (module only)

Package Codes

Pb-Free Devices	Package Descriptions
Y	Commercial temp; single-, dual- or quad-rank DIMM
Z	Halogen-free; commercial temp; single-, dual-, quad- or octal-rank DIMM
IZ	Halogen-free; Industrial temp, commercial temp; single-, dual- or quad-rank DIMM
TZ	Halogen-free; Industrial temp; select dual- and quad-rank DIMM
DY	Commercial temp; select dual- or quad-rank DIMM
DZ	Halogen-free; commercial temp; select dual-, quad- or octal-rank DIMM

Rev. 27-Nov-2018

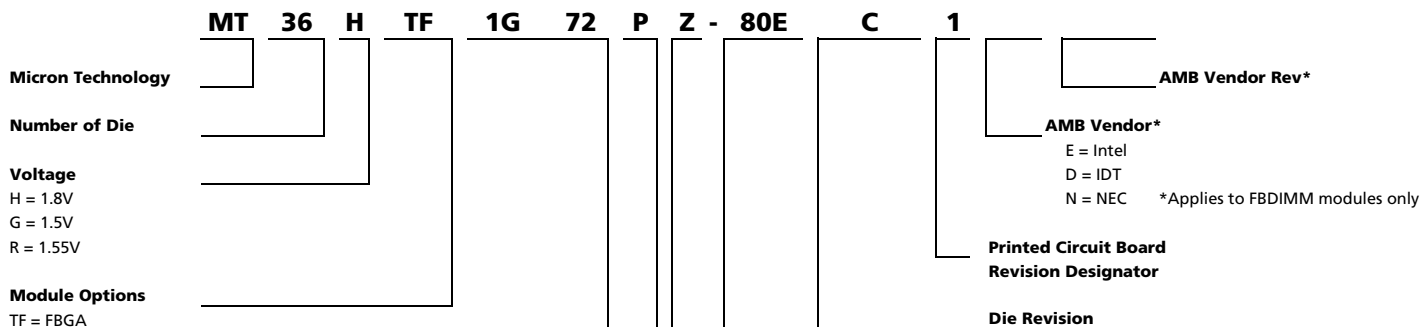
© 2018 Micron Technology, Inc.
Micron and the Micron logo are trademarks of Micron Technology, Inc.
Products and specifications are subject to change without notice. Dates are estimates only.



DDR2 Module Part Numbering System

The part numbering system is available at www.micron.com/numbering

DDR2 SDRAM modules



DDR2 SDRAM Module Speed

Module Speed Grade	Component Speed Grade/ Part Mark	JEDEC Component Speed Grade	Clock Frequency (MHz)	Data Rate (MT/s)	Module Bandwidth	Module Configuration SPD (CL-RCD-nRP)
-40E	-5E	DDR2-400	200	400	PC2-3200	3-3-3
-53E	-37E	DDR2-533	267	533	PC2-4200	4-4-4
-667	-3	DDR2-667	333	667	PC2-5300	5-5-5
-80E	-25E	DDR2-800	400	800	PC2-6400	5-5-5
-800	-25	DDR2-800	400	800	PC2-6400	6-6-6
-1GA	-187E	DDR2-1066	533	1066	PC2-8500	7-7-7

SPD = serial presence-detect pin (module only)

Package Codes

Pb-Free Devices	Package Descriptions
Y	Commercial temp; single- or dual-rank DIMM
Z	Halogen-free; commercial temp; single- or dual-rank DIMM
DY	Commercial temp; select dual-rank
DZ	Halogen-free; commercial temp; select dual- or quad-rank DIMM
IY	Industrial temp; select single and dual-rank DIMM
TY	Industrial temp; select dual and quad-rank DIMM
IZ	Halogen-free; industrial temp; select single and dual-rank DIMM
TZ	Halogen-free; industrial temp; select dual and quad-rank DIMM

Rev. 27-Nov-2018

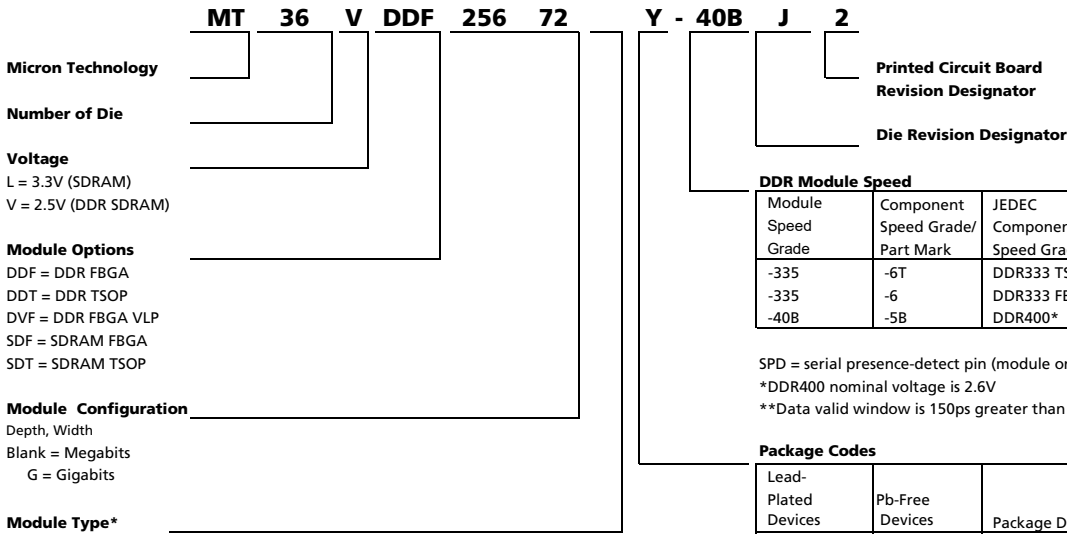
© 2018 Micron Technology, Inc.
Micron and the Micron logo are trademarks of Micron Technology, Inc.
Products and specifications are subject to change without notice. Dates are estimates only.



DDR/SDRAM Module Part Numbering System

The part numbering system is available at www.micron.com/numbering

DDR/SDRAM modules



DDR Module Speed

Module Speed Grade	Component Speed Grade/ Part Mark	JEDEC Component Speed Grade	Clock Frequency (MHz)	Data Rate (MT/s)	Module Bandwidth	Module Configuration SPD (CL-nRCD-nRP)
-335	-6T	DDR333 TSOP	167	333	PC2700	2.5-3-3
-335	-6	DDR333 FBGA	167	333	PC2700	2.5-3-3**
-40B	-5B	DDR400*	200	400	PC3200	3-3-3

SPD = serial presence-detect pin (module only)

*DDR400 nominal voltage is 2.6V

**Data valid window is 150ps greater than -6T

Package Codes

Lead-Plated Devices	Pb-Free Devices	Package Descriptions
G	Y	Commercial temp; single- or dual-rank DIMM
DG	DY	Commercial temp; select dual-rank
I	IY	Industrial temp DIMM
T	TY	Industrial temp; select dual-rank DIMM

SDR Modules

Module Speed	Allowable Component Speed	CL ⁻¹ RCD ⁻¹ RP
-133	-6A, -75, -7E	3-3-3
-13E	-7E	2-2-2

DDR Modules

Module Speed	Allowable Component Speed
-335	-6, -6T, -5B
-40B	-5B

Rev. 05-Dec-2018

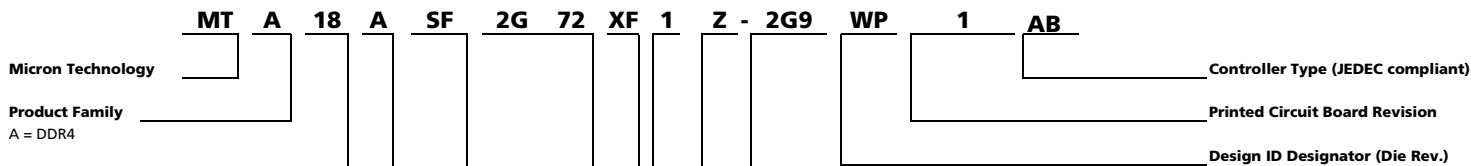
© 2018 Micron Technology, Inc.
 Micron and the Micron logo are trademarks of Micron Technology, Inc.
 Products and specifications are subject to change without notice. Dates are estimates only.



DDR4 NVDIMM Part Numbering System

The part numbering system is available at www.micron.com/numbering

DDR4 SDRAM Nonvolatile modules



DDR4/DDR3 SDRAM Module Speed

DRAM Technology	Module Speed	Component Speed Grade/ Part Mark	JEDEC Component Speed Grade	Clock Freq. (MHz)	Data Rate (MT/s)	Module Bandwidth	Module Configuration SPD (CL-nRCD-nRP)
DDR4 SDRAM	-1G6	-125E	DDR4-1600	800	1600	PC4-1600	11-11-11
	-1G9	-107E	DDR4-1866	933	1866	PC4-1866	13-13-13
	-1S9	-107H	DDR4-1866	933	1866	PC4-1866	14-13-13
	-2G1	-093E	DDR4-2133	1067	2133	PC4-2133	15-15-15
	-2S1	-093H	DDR4-2133	1067	2133	PC4-2133	16-15-15
	-2G3	-083	DDR4-2400	1200	2400	PC4-2400	17-17-17
	-2G4	-083E	DDR4-2400	1200	2400	PC4-2400	16-16-16
	-2G6	-075	DDR4-2666	1333	2666	PC4-2666	19-19-19
	-2G9	-068	DDR4-2933	1467	2933	PC4-2933	21-21-21
	-3G2	-062E	DDR4-3200	1600	3200	PC4-3200	22-22-22

SPD = serial presence-detect pin (module only)

Package Codes

Pb-Free Devices	Package Descriptions
Z	Halogen-free; commercial temp; single-, dual-, quad- or octal-rank DIMM
DZ	Halogen-free; commercial temp; select dual-, quad- or octal-rank DIMM
IZ	Halogen-free; Industrial temp, commercial temp; single-, dual- or quad-rank DIMM
TZ	Halogen-free; Industrial temp; select dual- and quad-rank DIMM

Flash Type

- 1 = Initial version of module
- 2-9 = Subsequent version of module with different Flash memory

Rev. 11-Dec-2018

© 2018 Micron Technology, Inc.
Micron and the Micron logo are trademarks of Micron Technology, Inc.
Products and specifications are subject to change without notice. Dates are estimates only.

